

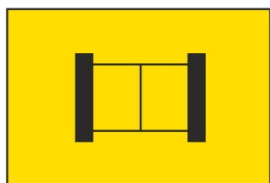
Plast Teknologi

Udvalgt side

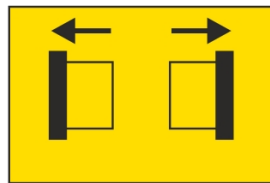
Symboloversigt

På de fleste maskiner anvendes en række symboler på kontrolpanelerne. Disse symboler kan være forskellige fra det ene maskinfabrikat til det andet, men der er ofte en vis lighed alligevel.

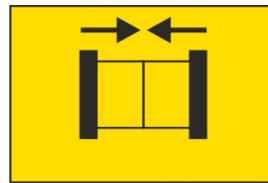
Til venstre gengives en række symboler, som samtidigt illustrerer de fleste af de beskrevne delelementer på maskinerne.



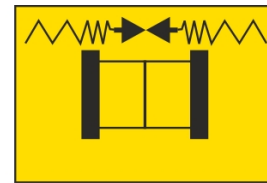
Form



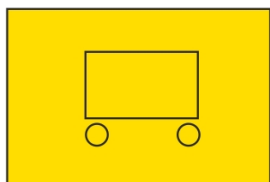
Form åben



Form lukket




Form lukke-
forsinkelse



Vogn



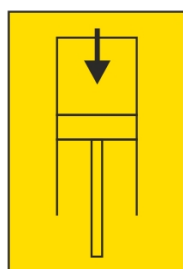
Vogn op



Vogn ned



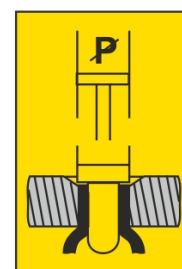
Opblæsning



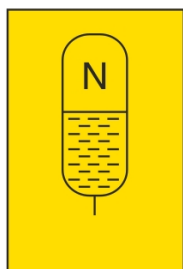
Trykluft




Kalibrering




Dornafastning



Hydraulik-
akkumulator



Hydraulik åben



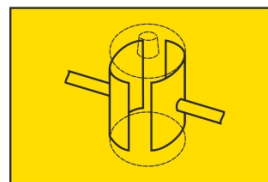
Hydraulik lukket



Kølevand ind



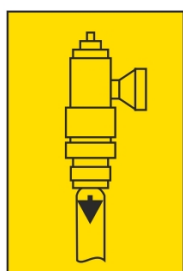
Kølevand retur



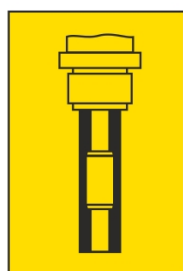
Maske




Topafskæring i form



Støtteluft



Godstykkelses-
regulering



Bundflap-
afriver



Topflap-
afriver

